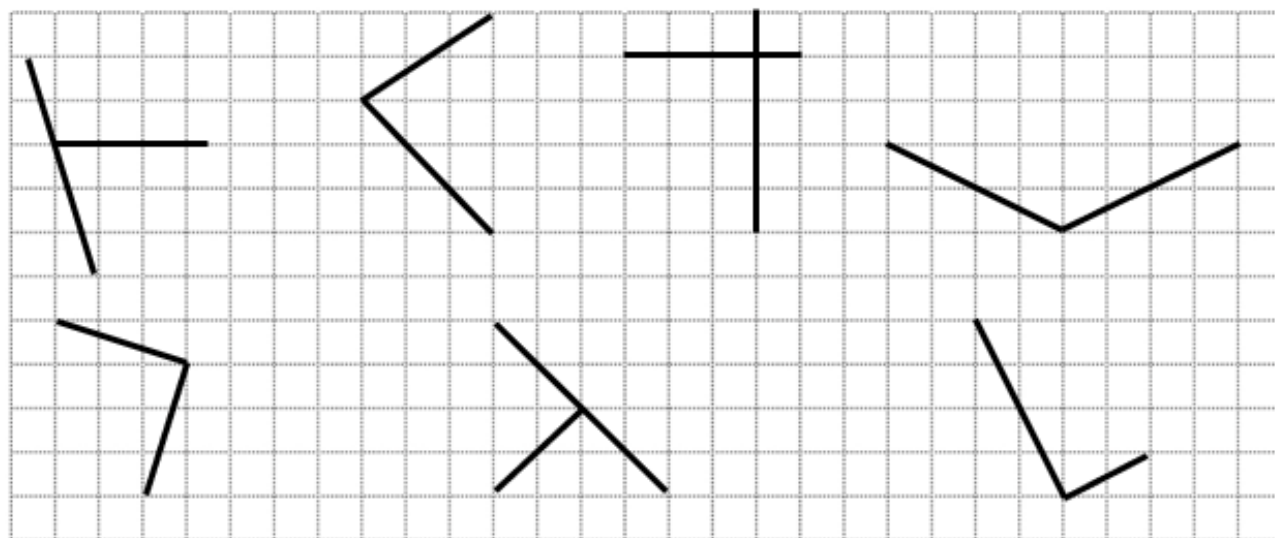


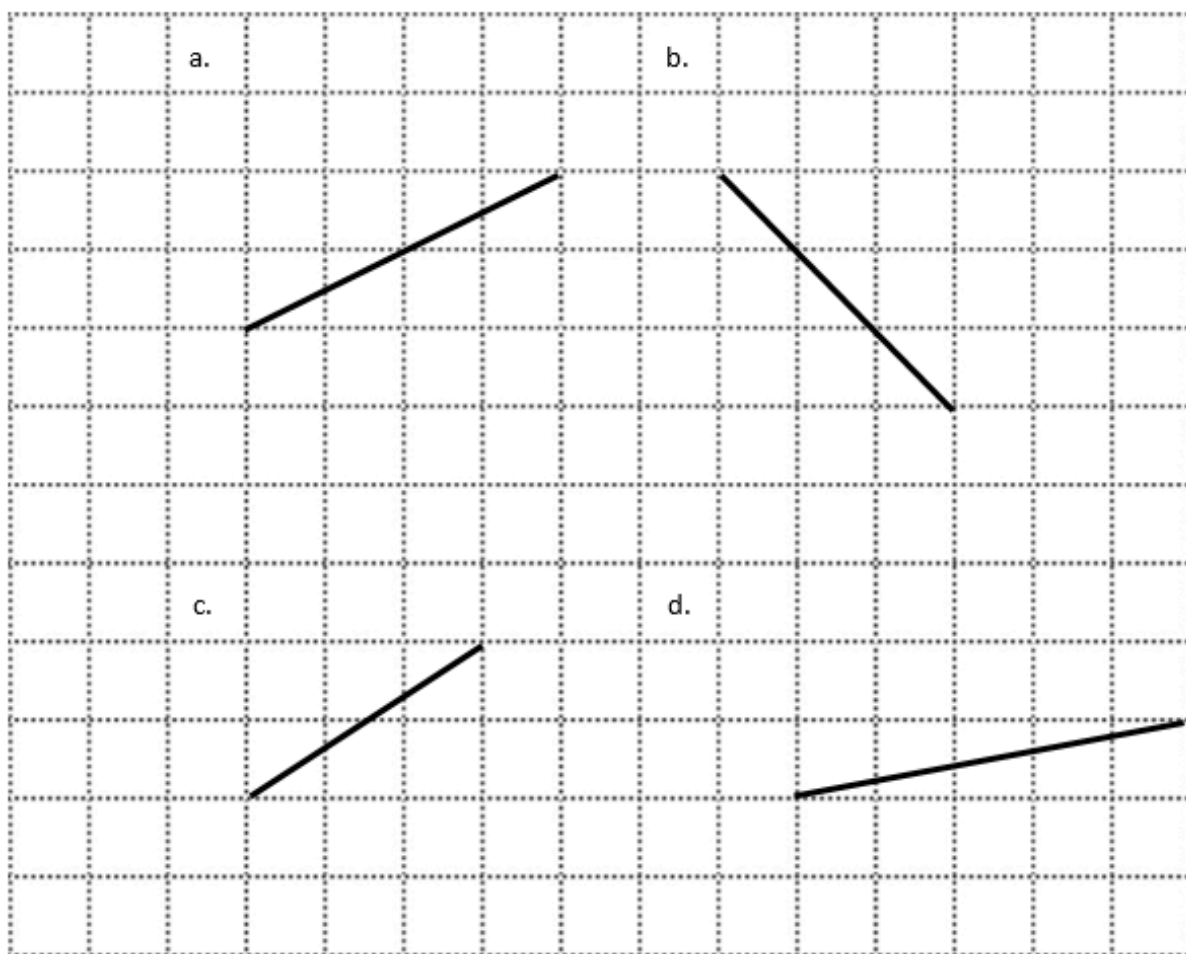
Name: \_\_\_\_\_

Date: \_\_\_\_\_

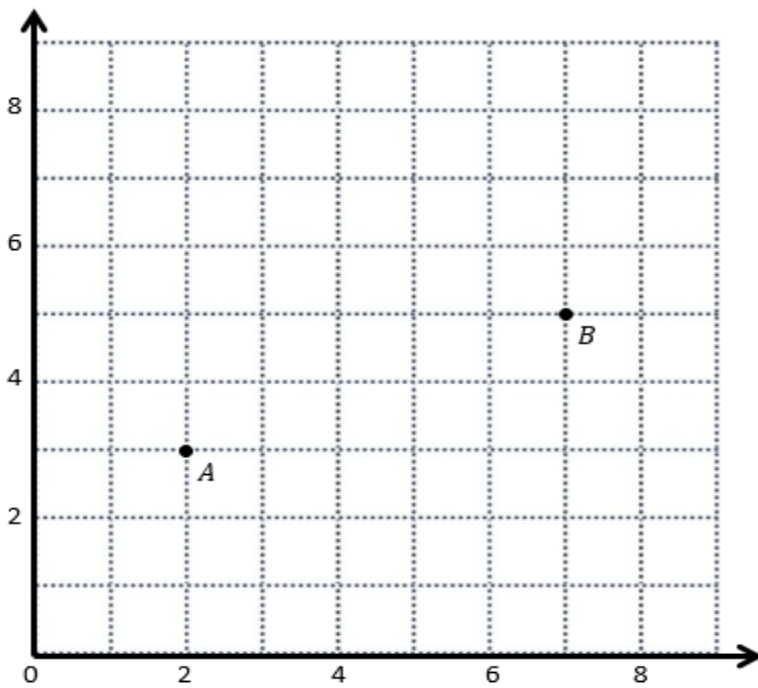
1. Circle the segments that are perpendicular.



2. Draw a segment perpendicular to each segment below.

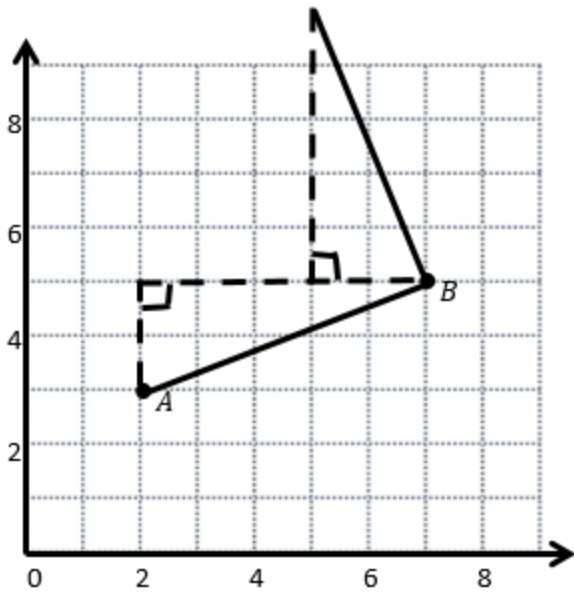


3. Use the coordinate plane below to complete the following tasks.

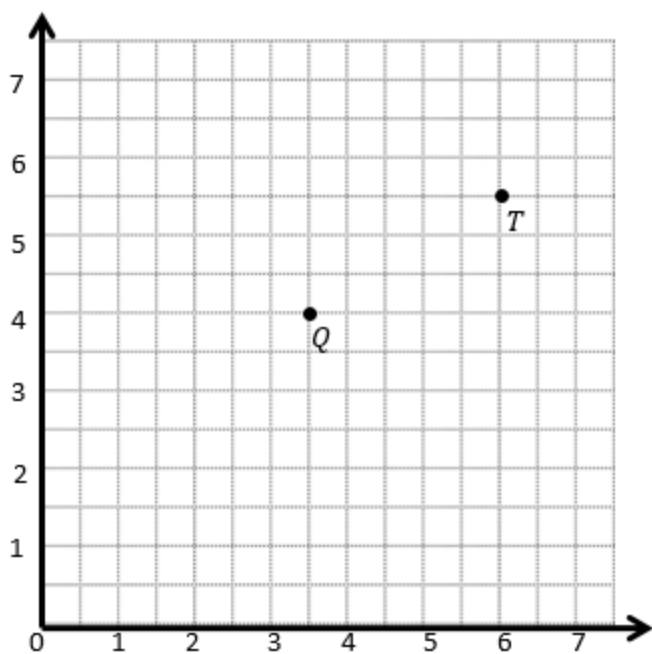


a. Draw  $\overline{AB}$ .

- b. Plot point C (0, 8).
- c. Draw  $AC$ .
- d. Explain how you know  $\angle CAB$  is a right angle without measuring it.
- e. Sean drew the picture below to find a segment perpendicular to  $AB$ . Explain why Sean is correct.



4. Use the coordinate plane below to complete the following tasks.



a. Draw  $QT$ .

- b. Plot point R  $(2, 6\frac{1}{2})$
- c. Draw  $QR$ .
- d. Explain how you know  $\angle RQT$  is a right angle without measuring it.
  
- e. CHALLENGE:
  - i. Compare the coordinates of points Q and T. What is the difference of the x-coordinates? The y-coordinates?
  
  - ii. Compare the coordinates of points Q and R. What is the difference of the x-coordinates? The y-coordinates?
  
  - iii. What is the relationship of the differences you found in parts (e) and (f) to the triangles of which these two segments are a part?

## Sources

1. EngageNY Mathematics [Grade 5 Mathematics > Module 6 > Topic C > Lesson 15](#) — Problem Set, Question #1 [Grade 5 Mathematics > Module 6 > Topic C > Lesson 15](#) of the New York State Common Core Mathematics Curriculum from [EngageNY](#) and [Great Minds](#). © 2015 Great Minds. Licensed by EngageNY of the New York State Education Department under the [CC BY-NC-SA 3.0 US](#) license. Accessed Dec. 2, 2016, 5:15 p.m.. Modified by Fishtank Learning, Inc.
2. EngageNY Mathematics [Grade 5 Mathematics > Module 6 > Topic C > Lesson 15](#) — Problem Set, Question #3 [Grade 5 Mathematics > Module 6 > Topic C > Lesson 15](#) of the New York State Common Core Mathematics Curriculum from [EngageNY](#) and [Great Minds](#). © 2015 Great Minds. Licensed by EngageNY of the New York State Education Department under the [CC BY-NC-SA 3.0 US](#) license. Accessed Dec. 2, 2016, 5:15 p.m.. Modified by Fishtank Learning, Inc.
3. EngageNY Mathematics [Grade 5 Mathematics > Module 6 > Topic C > Lesson 16](#) — Problem Set, Question #1 [Grade 5 Mathematics > Module 6 > Topic C > Lesson 16](#) of the New York State Common Core Mathematics Curriculum from [EngageNY](#) and [Great Minds](#). © 2015 Great Minds. Licensed by EngageNY of the New York State Education Department under the [CC BY-NC-SA 3.0 US](#) license. Accessed Dec. 2, 2016, 5:15 p.m..
4. EngageNY Mathematics [Grade 5 Mathematics > Module 6 > Topic C > Lesson 16](#) — Problem Set, Question #2 [Grade 5 Mathematics > Module 6 > Topic C > Lesson 16](#) of the New York State Common Core Mathematics Curriculum from [EngageNY](#) and [Great Minds](#). © 2015 Great Minds. Licensed by EngageNY of the New York State Education Department under the [CC BY-NC-SA 3.0 US](#) license. Accessed Dec. 2, 2016, 5:15 p.m.. Modified by Fishtank Learning, Inc.