


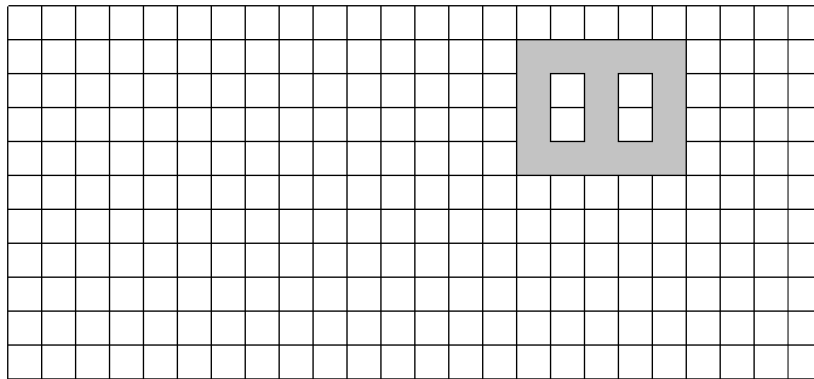
Name: \_\_\_\_\_

Date: \_\_\_\_\_

1. Draw 2 figures that are scale images of the one shown below. For each image, include the scale factor you used.

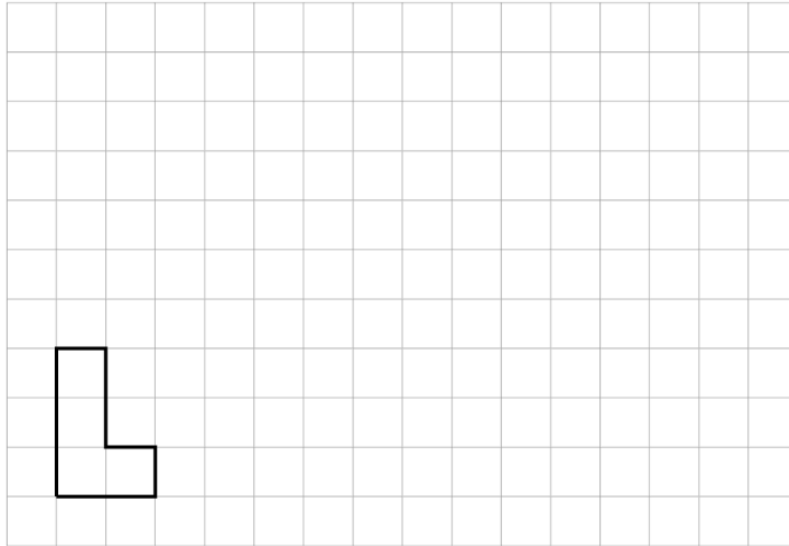


2. Draw a scale image of the following figure with a scale factor of 150%.

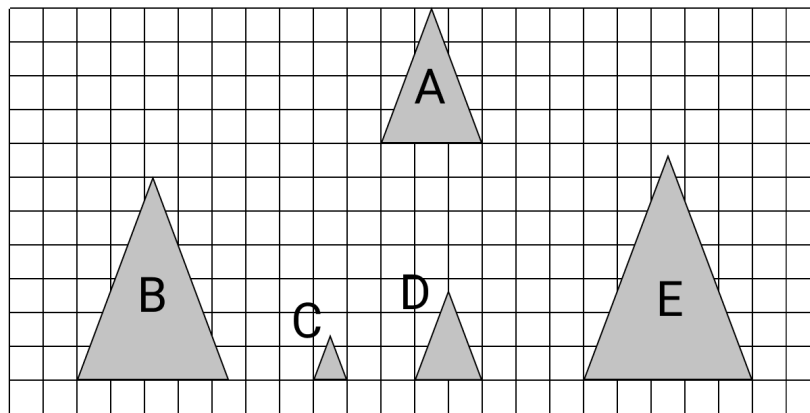


3. Quadrilateral A has side lengths 10, 8, 16, and 12. Quadrilateral B is a scaled version of quadrilateral A with a scale factor of 0.75. What are the side lengths of quadrilateral B?


4. Below is a polygon on a grid. Draw a scaled copy of this polygon that has a perimeter of 30 units. What is the scale factor? Explain how you know.



5. Find the scale factors of the figures below in relation to figure A.



6. Use the plot below to draw 3 figures that are scale images of each other.



## Sources

4. Open Up Resources [Grade 7 Unit 1 Lesson 3](#) — Practice Problem 3

[Grade 7 Unit 1 Lesson 3](#) is made available by [Open Up Resources](#) under the [CC BY 4.0](#) license. Copyright © 2017 Open Up Resources. Download for free at [openupresources.org](https://openupresources.org). Accessed Nov. 19, 2019, 4:21 p.m..