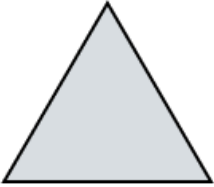



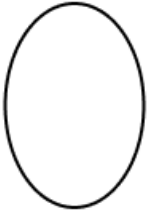



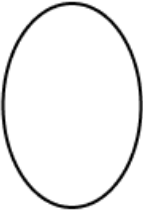

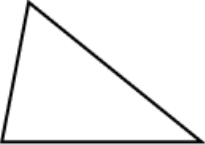


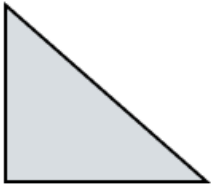
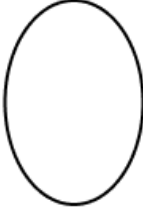

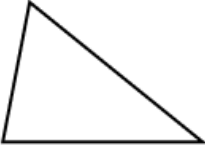


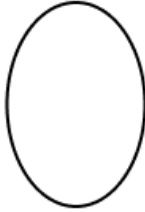

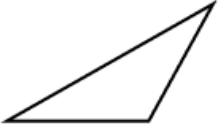


# BINGO SHAPES (FLAT SHAPES) BOARD T

## K-2nd Grade Mathematics

Put a counter on the shape that matches your card.

<b>B</b>	<b>I</b>	<b>N</b>	<b>G</b>	<b>O</b>
			<b>FREE SPACE</b>	
				
		<b>FREE SPACE</b>		
				
	<b>FREE SPACE</b>			

# BINGO SHAPES (FLAT SHAPES) BOARD T

## K-2nd Grade Mathematics

### How to Play:

1. Each player chooses a Bingo Shapes Board (Board S or Board T).
2. Shuffle the Bingo Shapes (flat shapes) Card Set and place them face down in a stack.
3. Take turns choosing a card from the stack and finding a shape on your board that matches.
4. BOTH players put 1 counter on their board where they see a shape that matches the card. If the shape appears more than 1 time, players choose which space they would like to cover.
5. The first player to get 5 in a row wins.